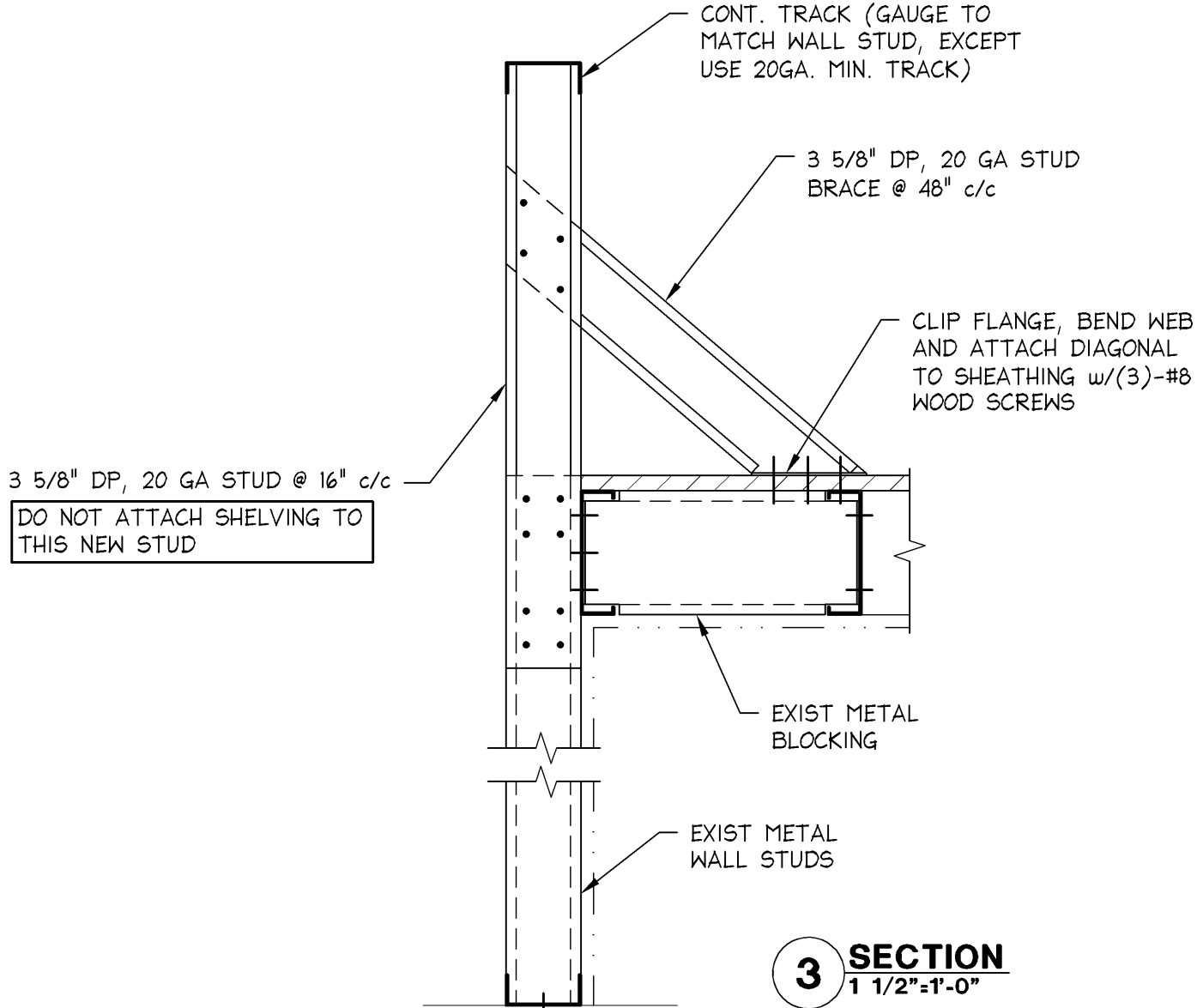
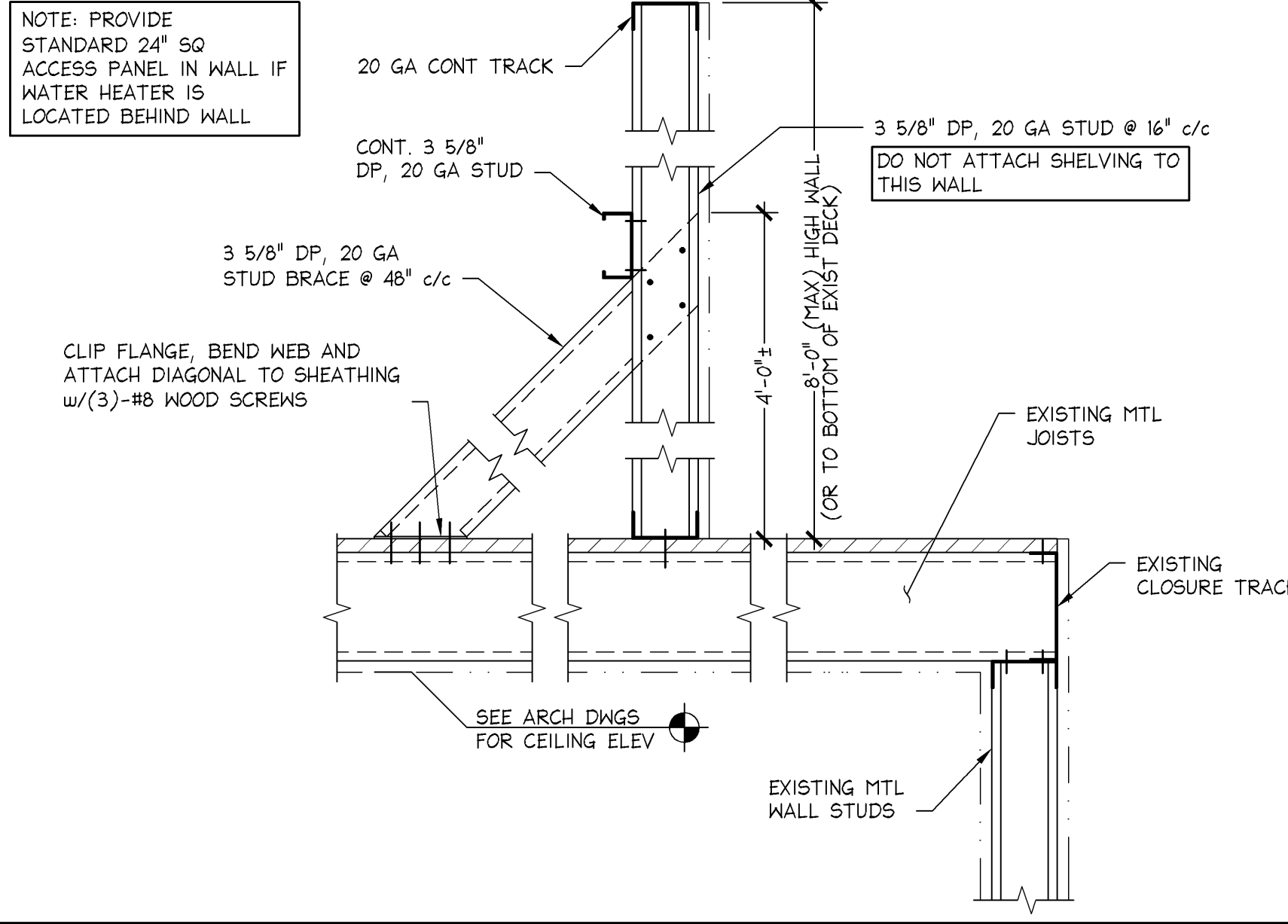
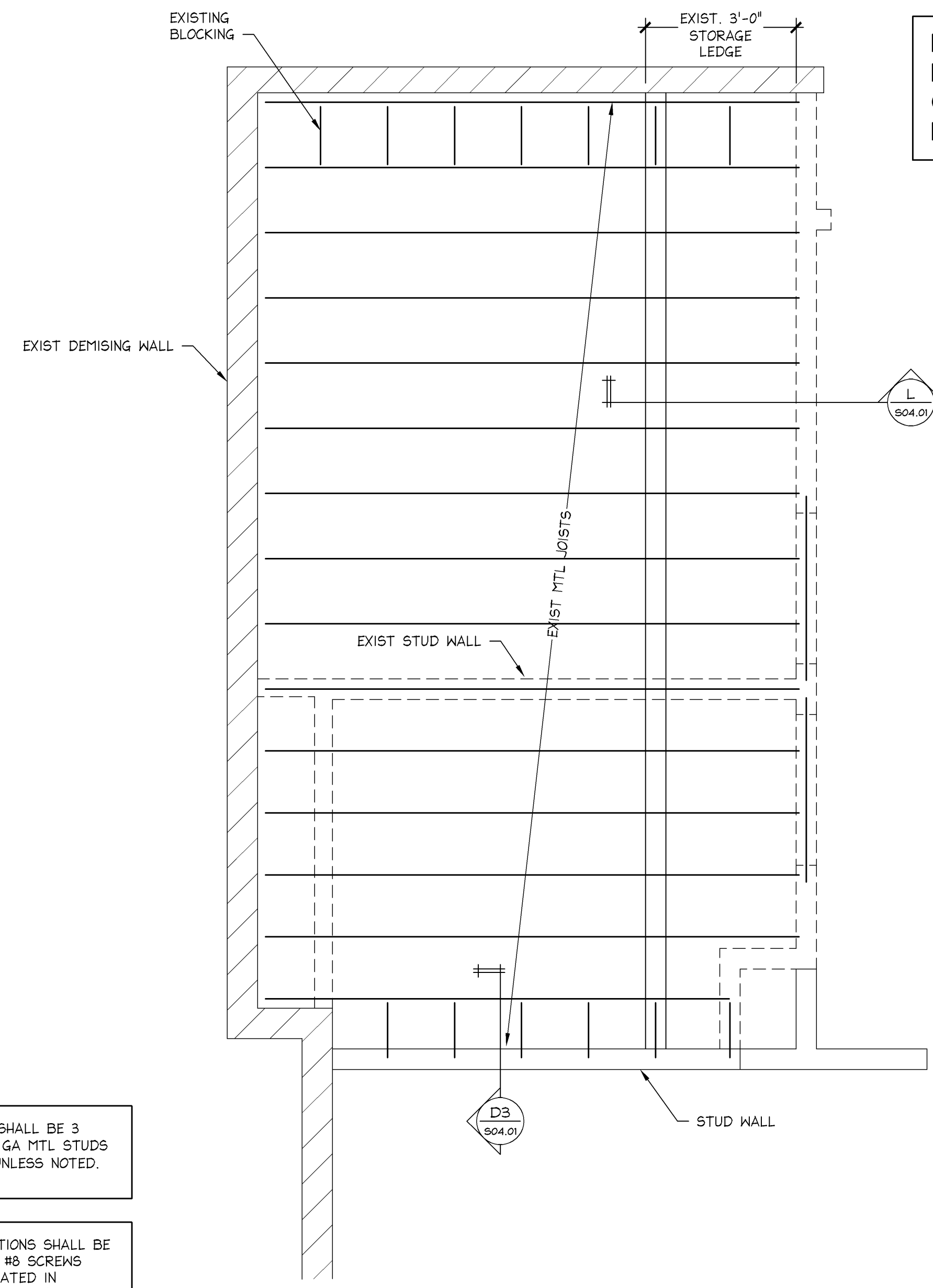


<div>STRUCTURAL NOTES</div> <div><div>1. SEE SHEET S04.1 FOR STRUCTURAL NOTES.</div><div>2. DESIGN LEDGE INCIDENTAL LIVE LOAD = 40 PSF</div><div>3. CONNECT FRT PLYWOOD DECKING TO SUPPORTS W/#8 SCREWS @ 8" C/C AROUND PERIMETER OF DECK, AT PANEL EDGES AND AT INTERIOR SUPPORTS.</div></div> <div><div>IF 3/4" FRT PLYWOOD IS NOT ALLOWED BY MALL OR BUILDING OFFICIAL, THEN REPLACE PLYWOOD WITH 3/4" VERSAROC STRUCTURAL CEMENT BONDED PARTICAL BOARD BY U.S. ARCHITECTURAL PRODUCTS, INC., OR EQUAL.</div></div>																								<div></div> <div>3 SECTION 1 1/2"x1'-0"</div>															
STRUCTURAL AND CODED NOTES				N.T.S.		S		NOT USED				N.T.S.		M		NOT USED				N.T.S.		H		LEDGE SECTION				1 1/2" = 1'-0"		D									
				001-S041-S00-NOTE		08.15.11																						008-S041-D00-SECT		08.15.11									
								<div><div>NOTE: PROVIDE STANDARD 24" SQ ACCESS PANEL IN WALL IF WATER HEATER IS LOCATED BEHIND WALL</div><div></div></div>																															
NOT USED				N.T.S.		R		LEDGE SECTION				1 1/2" = 1'-0"		L		NOT USED				N.T.S.		G		NOT USED				N.T.S.		C									
												008-S041-L00-SECT		08.15.11																									
																<div><div></div><div>EXIST BLOCKING</div><div>EXIST 3'-0" STORAGE LEDGE</div><div>EXIST DEMISING WALL</div><div>EXIST STUD WALL</div><div>EXIST MTL JOISTS</div><div>STUD WALL</div><div>D3 204.01</div><div>L 804.01</div></div> <div><div>NOTE: LEDGE HAS NO PERMANENT ACCESS STAIR OR LADDER, AND IS INTENDED FOR INCIDENTAL LOADING OF 40 PSF MAX</div></div> <div><div>ALL WALLS SHALL BE 3 5/8" DP, 20 GA MTL STUDS @ 16" O.C., UNLESS NOTED.</div><div>ALL CONNECTIONS SHALL BE MADE USING #8 SCREWS WHERE INDICATED IN DETAILS, UNLESS NOTED.</div></div>																							
NOT USED				--		N		NOT USED				--		J		LEDGE FRAMING PLAN				1/2" = 1'-0"		A																	
				--		08.15.11						--		08.15.11						--		08.15.11																	

TBA

Thorson • Baker + Associates

CONSULTING ENGINEERS

3030 West Streetsboro Road
Richfield, Ohio 44286

(330) 659-6688 Ph.
(330) 659-6675 Fax

Limited brands

LIMITED STORE PLANNING, INC.

d/b/a STORE DESIGN & CONSTRUCTION

Three Limited Parkway • Columbus, Ohio 43230

Telephone: 614.415.7000 • Fax: 614.415.7349

PROHIBITION ON REUSE: REVISIONS ARE PROVIDED FOR USE ON A SPECIFIC SITE. REVISIONS ARE NOT TO BE REUSED FOR ANY OTHER PROJECT OR FOR ANY OTHER PURPOSE. REVISIONS ARE NOT TO BE REUSED FOR ANY OTHER PROJECT OR FOR ANY OTHER PURPOSE. REVISIONS ARE NOT TO BE REUSED FOR ANY OTHER PROJECT OR FOR ANY OTHER PURPOSE.

0105000485

VICTORIA'S SECRET

CAROLINA PLACE

11025 CAROLINA PLACE PKWY

SPACE B-14

PINEVILLE, NC 28134

PROJECT INFORMATION:

REFRESH PACKAGE

NMA/ANGELS

00059260

1/E PROJECT #:

SCOPE:

DESIGN TYPE:

LS&C PROJECT #:

REVISIONS:

REQUIRED BY:

DATE:

ELITE CONSTRUCTION GROUP

LAKE JACKSON, TX

PHONE: 979-285-0712

NOTE: THESE PRINTS HAVE BEEN

REDUCED BY 50 PERCENT SCALE

WILL BE 50 PERCENT OF WHAT IS

NOTED ON PLANS

DATE ISSUED:

9/26/14

DESIGNED BY:

TBA

DRAWN BY:

TBA

CHECKED BY:

DJS

LEDGE FRAMING PLAN & DETAILS

DRAWING NUMBER:

S04.01